











































# Year 1 Phonics Screening



# What is phonics?

- Children are taught to read by breaking down words into separate sounds or 'phonemes'. They are then taught how to blend these sounds together to read the whole word.
- Children have a 20mins phonics lesson each day and they are encouraged to use these strategies to read and write in other lessons.
- There are around 40 different sounds.



a 	o 	x 	t 	e 	p 	r 	i 	n 	m 	h 	b 	d 	g 
s ss 	c k ck 	q qu 	u oo 	j 	y 	ch 	sh 	th 	w wh 				
v 	f ff ph 	ow ou 	l ll 	oa ow oe o e 	oo ue ew u e 	ar 							
ng 	z zz 	ai ay a e 	ear 	igh ie i e 	ee e e ea 	air 							
ure 	oi oy 	or aw au 	er ur ir 	I no go the to into he she we me be was									
you	they	all	are	my	her	said	have	like	so	do	come	some	
		were	there	little	one	when	out	what					

# Why are the children being screened?

- Every Year 1 child in the country will be taking the phonics screening check in the same week in June.
- The aim of the check is to ensure that all children are able to read by the end of year two.
- This 'midpoint check' will ensure that we have a clear understanding of what the children need to learn in year 2.



# What will the children be expected to do?

- The check is very similar to tasks the children already complete during phonics lessons.

- Children will be asked to 'sound out' a word and blend the sounds together. eg d-o-g - dog



- The focus of the check is to see which sounds the children know and therefore the children will be asked to read made up 'nonsense' words.

**THIS IS NOT A READING TEST**



# Examples of words:

in

at

beg

sum


ot



vap



osk



ect



# Examples of words:

grit

start

best

hooks



blan



steck



hild



quemp

We will be doing everything we can to make sure the children are ready for this check through regular practice, games and they will be given the opportunity to practice with example screening checks so they are familiar with the system and format of the check.



# When will the screening take place?

- The screening will take place throughout the week beginning 8<sup>th</sup> June 2020. The children cannot retake the test at any other time so it is very important your child is in school during this week.

- The check has been designed so that children of all abilities will be able to take part.

A decorative graphic consisting of several parallel white lines of varying lengths, slanted diagonally from the bottom right towards the top right, located in the lower right corner of the slide.

# Who will complete the check?

- The children will complete the check one at a time in a quiet area of the school.

- The screening checks will be done by Mrs Gardner.

- The screening will only take 5-10mins with each child and they will be given a short break half way through.



Shhhhh!

# How can you help?

- Encourage your child to 'sound out' when reading or writing. Focusing particularly on spotting more unusual sound patterns.

Eg

Digraph- 2 letters making one sound

cow

Trigraphs- 3 letters making one sound

night

Split digraphs- 2 vowels with a consonant inbetween. Use to be known as the magic e!

spine - i\_e

# How can you help?

• Children can practise their phonics by playing games online.

• <https://www.phonicsbloom.com/>

• <https://www.phonicsplay.co.uk/resources>

• <https://www.bbc.co.uk/cbeebies/shows/alphablocks>

• <https://www.ictgames.com/mobilePage/literacy.html>

# How can you help?

- **REMEMBER:** Phonics is not the only thing needed to become a fluent reader.
- Please continue to read with your child each night and encourage them to:
  - Sound out
  - Re-read to check it makes sense.
  - Use pictures for clues.
  - Ask questions about the book.
  - And most importantly **ENJOY READING!**

# Questions?



If you have any questions please  
get in touch at  
[Class1brandesburton@gmail.com](mailto:Class1brandesburton@gmail.com)